Update Release Notes for version 5.39 - June 2019

Please be sure to install the updates when prompted. Your device must be online to receive the updates.

New Features

- Point of Sale User Interface has been redesigned for a better user experience. Updates include:
  - Function buttons, including Hold, Sales Rep, Cancel, etc, have been moved to the bottom of the transaction line item side of the screen. Additional function buttons for Tax and Discount have added. Button display order can be modified using the OpSuite 5 device settings module. Button display can be expanded and minimized on the screen.
  - The TOTAL button will open the tendering side of the window, to complete the sale. If the cashier navigates away from the tender screen, the TOTAL button will bring them back.
  - Tender buttons and amounts tendered have been enlarged for easier use.
  - A default landing page for the POS can be selected in OpSuite 5. This determines which page will always appear first when logging in, and starting a new transaction.

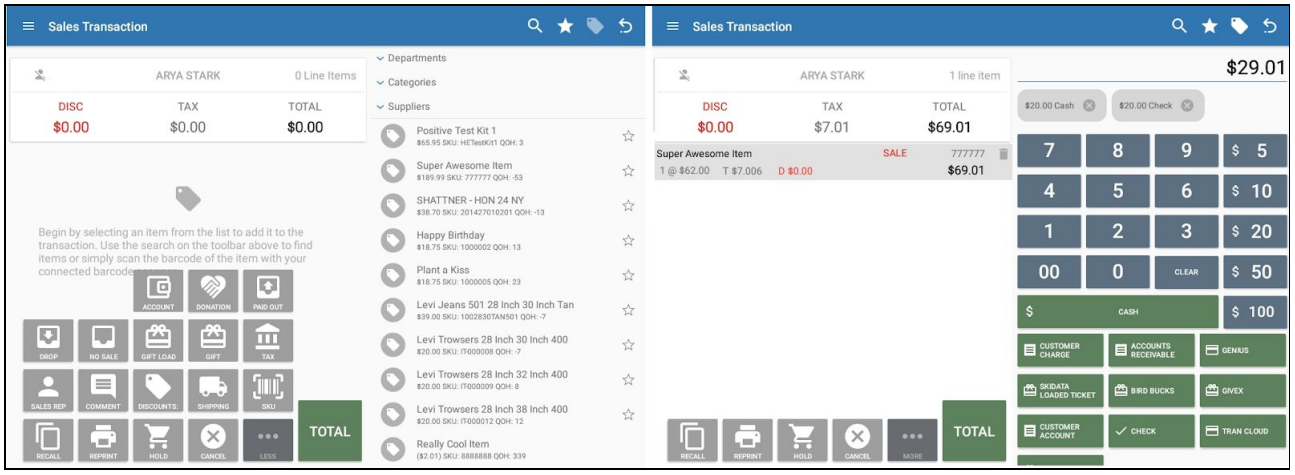

Function Buttons Expanded

Function Buttons Contracted w/Item and Tender

- Point of Sale Settings and Syncing
  - When a full sync with OpSuite 5 is in progress, a status bar will be displayed showing what is currently being synced, as well as the completion percentage of the sync.
  - Additional device status and information now available in the About screen; including:
    - About; device name, code, POS version, location, pending transactions and status
    - Connectivity; when the device last synced with OpSuite
    - Hardware; status of connected hardware
    - Data; status of the data contained on the device
  - Device language can be selected between English, French and Spanish
- Device Groups can be created to group devices together other than by location. For example, all food stands could be separate from clothing stands at an arena, but contained within the same location.

- Point of Sale Orders
    - Backorders: Out of stock items can be placed on backorder for a customer. The items can then be added to purchase orders or transfers in OpSuite to be fulfilled.

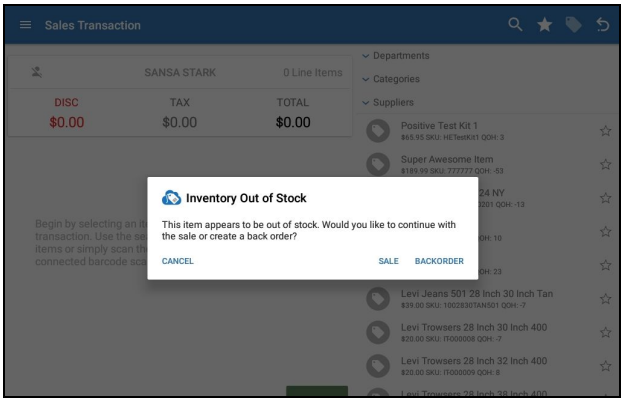

    - Work Orders, Special Orders and Layaways: Items can be added to a work order, a deposit taken, payments can be made over time, and final or partial pick up of the work order can be completed. Items on a work order are marked as Committed quantities in inventory until fulfilled.

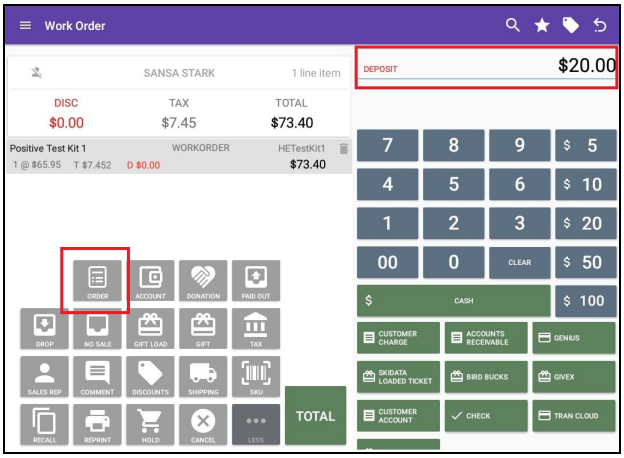

- Customized Receipts
    - Receipts for OpSuite Point of Sale can be created, edited and customized through the new Receipt Builder module within OpSuite 5.
- Customer Information
    - Customer search has been optimized and will begin the search when the user selects ‘enter’; only results containing the keyed in data will display.
    - Customer Photos are available to be viewed on the Point of Sale. Users can upload a customer photo through the customer record in OpSuite 5

Bug Fixes and Updates

- Transactions
    - Changing the quantity on an item where the price had been modified no longer reverts to the original price.
    - Items requiring the price to be entered will not show on the customer display until a price has been entered.
    - Funds being loaded to a Gift Card will not be fully loaded until the transaction is complete.
    - When an item quantity is changed to zero (0), the item will be removed from the transaction.
    - Prices on sale items can now be modified if user has approved role action assigned.
- Transaction History
    - Transactions that have been placed on HOLD can now be deleted.
    - All transaction history will appear in the history after an upgrade.
- Additional role actions for cashiers to limit allowance of modifying a line item, opening/closing a batch, and applying an item discount.